

























30 200m Butterfly Men Final

Official

Total

Rank	Competitor	Age	Club	RT	PTS	Result
1	Lochlainn O'Connor	24	Matamata Swim Club	0.72		1:58.41 Entry: 2:01.24 -2.83
	25m: 11.91 50m: 26.19 (14.28) 75m: 40.91 (14.72) 100m: 55.87 (14.96) 125m: 1:11.12 (15.25) 150m: 1:26.83 (15.71) 175m: 1:42.75 (15.92) 200m: 1:58.41 (15.66)					
2	Daniel Kregting	17	Roskill Swimming Club	0.62		1:58.66 Entry: 1:58.55 +0.11
	25m: 11.98 50m: 26.25 (14.27) 75m: 41.22 (14.97) 100m: 56.52 (15.30) 125m: 1:11.79 (15.27) 150m: 1:27.30 (15.51) 175m: 1:42.87 (15.57) 200m: 1:58.66 (15.79)					
3	Nemanja Markovic	17	North Shore Swimming Club	0.65		2:01.92 Entry: 2:03.80 -1.88
	25m: 12.16 50m: 26.53 (14.37) 75m: 41.47 (14.94) 100m: 56.75 (15.28) 125m: 1:12.73 (15.98) 150m: 1:28.83 (16.10) 175m: 1:45.34 (16.51) 200m: 2:01.92 (16.58)					
4	Sam Kenny	20	Coast Swimming Club	0.67		2:02.17 Entry: 2:04.01 -1.84
	25m: 11.86 50m: 26.18 (14.52) 75m: 41.25 (15.07) 100m: 56.35 (15.10) 125m: 1:11.65 (15.30) 150m: 1:27.77 (16.12) 175m: 1:44.11 (16.34) 200m: 2:02.17 (18.06)					
5	Hunter Lloyd	17	Raumati Swimming Club	0.64		2:03.74 Entry: 2:04.39 -0.65
	25m: 12.28 50m: 27.33 (15.05) 75m: 42.65 (15.32) 100m: 58.40 (15.75) 125m: 1:14.28 (15.88) 150m: 1:30.54 (16.26) 175m: 1:46.88 (16.34) 200m: 2:03.74 (16.86)					
6	Curtis Mellsop	22	Nga Tai Tuatea a Taraika Swimm	0.69		2:03.88 Entry: 2:04.80 -0.92
	25m: 12.33 50m: 27.32 (14.99) 75m: 42.82 (15.50) 100m: 58.75 (15.93) 125m: 1:14.53 (15.78) 150m: 1:31.02 (16.49) 175m: 1:47.53 (16.51) 200m: 2:03.88 (16.35)					
7	Flynn Grace	17	Wharenui Swim Club	0.73		2:04.41 Entry: 2:04.86 -0.45
	25m: 12.67 50m: 27.49 (14.82) 75m: 43.02 (15.53) 100m: 59.05 (16.03) 125m: 1:15.18 (16.13) 150m: 1:31.50 (16.32) 175m: 1:47.76 (16.26) 200m: 2:04.41 (16.65)					
8	William Campbell	30	Wharenui Swim Club	0.72		2:05.59 Entry: 2:04.87 +0.72
	25m: 12.34 50m: 27.21 (14.87) 75m: 42.61 (15.40) 100m: 58.71 (16.10) 125m: 1:14.80 (16.09) 150m: 1:31.53 (16.73) 175m: 1:48.51 (16.98) 200m: 2:05.59 (17.08)					
9	Henry Williams	22	North Shore Swimming Club	0.69		2:05.88 Entry: 2:05.19 +0.69
	25m: 12.00 50m: 27.00 (15.00) 75m: 42.62 (15.62) 100m: 59.04 (16.42) 125m: 1:15.34 (16.30) 150m: 1:32.07 (16.73) 175m: 1:49.30 (17.23) 200m: 2:05.88 (16.58)					
10	Jacob Humphries	16	North Shore Swimming Club	0.79		2:07.34 Entry: 2:05.12 +2.22
	25m: 12.26 50m: 27.04 (14.78) 75m: 42.32 (15.28) 100m: 58.47 (16.15) 125m: 1:14.96 (16.49) 150m: 1:32.04 (17.08) 175m: 1:49.58 (17.54) 200m: 2:07.34 (17.76)					
11	Eric Yuan	17	Porirua City Aquatics	0.64		2:04.25 Entry: 2:06.71 -2.46
	25m: 12.29 50m: 27.43 (15.14) 75m: 43.03 (15.60) 100m: 58.77 (15.74) 125m: 1:14.59 (15.82) 150m: 1:30.83 (16.24) 175m: 1:47.13 (16.30) 200m: 2:04.25 (17.12)					
12	Kayne Howat	17	SwimZone Racing	0.62		2:06.01 Entry: 2:07.16 -1.15
	25m: 12.38 50m: 28.14 (15.76) 75m: 44.07 (15.93) 100m: 1:00.17 (16.10) 125m: 1:15.87 (15.70) 150m: 1:32.33 (16.46) 175m: 1:48.77 (16.44) 200m: 2:06.01 (17.24)					
13	William Ison (V)	14	Nepean Swim Club NSW			2:06.45 Entry: 2:07.90 -1.45
	25m: 13.07 50m: 28.37 (15.30) 75m: 44.54 (16.17) 100m: 1:00.78 (16.24) 125m: 1:17.17 (16.39) 150m: 1:33.57 (16.40) 175m: 1:50.04 (16.47) 200m: 2:06.45 (16.41)					
14	Flynn Beattie	17	Mt Maunganui Swimming Club	0.72		2:09.02 Entry: 2:10.18 -1.16
	25m: 12.67 50m: 28.50 (15.83) 75m: 45.18 (16.68) 100m: 1:02.02 (16.84) 125m: 1:18.51 (16.49) 150m: 1:35.33 (16.82) 175m: 1:52.07 (16.74) 200m: 2:09.02 (16.95)					
15	Soeren Wells	16	Wharenui Swim Club	0.76		2:09.55 Entry: 2:09.65 -0.10
	25m: 13.29 50m: 29.14 (15.85) 75m: 45.48 (16.34) 100m: 1:02.19 (16.71) 125m: 1:18.90 (16.71) 150m: 1:35.93 (17.03) 175m: 1:52.64 (16.71) 200m: 2:09.55 (16.91)					
16	Declan Broadfoot	15	Pirates Swim Team	0.69		2:09.95 Entry: 2:12.54 -2.59
	25m: 13.08 50m: 29.13 (16.05) 75m: 45.66 (16.53) 100m: 1:02.92 (17.26) 125m: 1:19.56 (16.64) 150m: 1:36.67 (17.11) 175m: 1:53.45 (16.78) 200m: 2:09.95 (16.50)					
17	Ry Luff	18	United Swimming Club	0.74		2:09.96 Entry: 2:09.92 +0.04
	25m: 12.62 50m: 28.52 (15.90) 75m: 44.67 (16.15) 100m: 1:01.56 (16.89) 125m: 1:18.54 (16.98) 150m: 1:36.15 (17.61) 175m: 1:53.07 (16.92) 200m: 2:09.96 (16.89)					
18	Jack Love	19	Blenheim Swimming Club	0.73		2:10.91 Entry: 2:10.13 +0.78
	25m: 12.86 50m: 28.34 (15.48) 75m: 44.43 (16.09) 100m: 1:01.20 (16.77) 125m: 1:18.15 (16.95) 150m: 1:35.47 (17.32)					

175m: 1:53.18 (17.71) 200m: 2:10.91 (17.73)

19	 Ethan Cone	20  Jasi Swim Club	0.75	2:11.11 Entry: 2:12.93 -1.82
25m: 13.28 50m: 29.13 (15.85) 75m: 45.38 (16.25) 100m: 1:01.86 (16.48) 125m: 1:18.60 (16.74) 150m: 1:35.75 (17.15) 175m: 1:53.31 (17.56) 200m: 2:11.11 (17.80)				
20	 William Callow	14  Aquagym Swimming Club	0.81	2:15.06 Entry: 2:11.15 +3.91
25m: 14.94 50m: 32.02 (17.08) 75m: 48.53 (16.51) 100m: 1:05.11 (16.58) 125m: 1:22.17 (17.06) 150m: 1:39.52 (17.35) 175m: 1:57.22 (17.70) 200m: 2:15.06 (17.84)				
21	 Josiah Joyce	16  St Paul's Swimming Club		2:12.89 Entry: 2:14.61 -1.72
25m: 13.39 50m: 29.42 (16.03) 75m: 46.31 (16.89) 100m: 1:03.38 (17.07) 125m: 1:21.22 (17.84) 150m: 1:38.24 (17.02) 175m: 1:55.50 (17.26) 200m: 2:12.89 (17.39)				
22	 Sonny Liu	15  North Shore Swimming Club	0.64	2:13.15 Entry: 2:14.56 -1.41
25m: 13.63 50m: 30.19 (16.56) 75m: 47.10 (16.91) 100m: 1:04.35 (17.25) 125m: 1:21.27 (16.92) 150m: 1:38.37 (17.10) 175m: 1:55.28 (16.91) 200m: 2:13.15 (17.87)				
23	 Henry Wang	14  North Shore Swimming Club	0.68	2:13.16 Entry: 2:14.31 -1.15
25m: 13.26 50m: 28.78 (15.52) 75m: 45.28 (16.50) 100m: 1:02.62 (17.34) 125m: 1:19.73 (17.11) 150m: 1:37.45 (17.72) 175m: 1:55.22 (17.77) 200m: 2:13.16 (17.94)				
24	 Samuel Asiate	17  Howick Pakuranga	0.72	2:14.14 Entry: 2:17.50 -3.36
25m: 13.50 50m: 29.66 (16.16) 75m: 46.50 (16.84) 100m: 1:03.48 (16.98) 125m: 1:20.96 (17.48) 150m: 1:38.64 (17.68) 175m: 1:56.44 (17.80) 200m: 2:14.14 (17.70)				
25	 Lucas Bentley (V)	22  Nepean Swim Club NSW	0.80	2:15.20 Entry: 2:15.73 -0.53
25m: 13.47 50m: 29.48 (16.01) 75m: 46.21 (16.73) 100m: 1:03.35 (17.14) 125m: 1:20.76 (17.41) 150m: 1:38.75 (17.99) 175m: 1:56.72 (17.97) 200m: 2:15.20 (18.48)				
26	 Taylor Potter	17  Triton Swim Club	0.75	2:15.32 Entry: 2:18.04 -2.72
25m: 13.59 50m: 30.05 (16.46) 75m: 47.28 (17.23) 100m: 1:05.02 (17.74) 125m: 1:22.88 (17.86) 150m: 1:40.34 (17.46) 175m: 1:57.96 (17.62) 200m: 2:15.32 (17.36)				
27	 Kento Wangford	14  Parnell Swimming	0.70	2:15.42 Entry: 2:19.55 -4.13
25m: 13.18 50m: 29.44 (16.26) 75m: 46.34 (16.90) 100m: 1:04.01 (17.67) 125m: 1:21.60 (17.59) 150m: 1:39.99 (18.39) 175m: 1:57.58 (17.59) 200m: 2:15.42 (17.84)				
28	 Remy Burns	18  Pukekohe Swimming Club	0.74	2:18.38 Entry: 2:19.35 -0.97
25m: 13.86 50m: 30.51 (16.65) 75m: 47.36 (16.85) 100m: 1:04.54 (17.18) 125m: 1:21.95 (17.41) 150m: 1:39.81 (17.86) 175m: 1:58.81 (19.00) 200m: 2:18.38 (19.57)				
29	 Harvey Revell	14  Nga Tai Tuatea a Taraika Swimm	0.67	2:18.39 Entry: 2:17.43 +0.96
25m: 13.77 50m: 30.02 (16.25) 75m: 47.19 (17.17) 100m: 1:04.53 (17.34) 125m: 1:22.11 (17.58) 150m: 1:40.30 (18.19) 175m: 1:58.90 (18.60) 200m: 2:18.39 (19.49)				
30	 Naherehau Yun Teauoroa (V)	13  Tahiti	0.69	2:29.00 Entry: 2:19.78 +9.22
25m: 14.02 50m: 30.72 (16.70) 75m: 48.42 (17.70) 100m: 1:07.62 (19.20) 125m: 1:26.91 (19.29) 150m: 1:47.59 (20.68) 175m: 2:08.21 (20.62) 200m: 2:29.00 (20.79)				